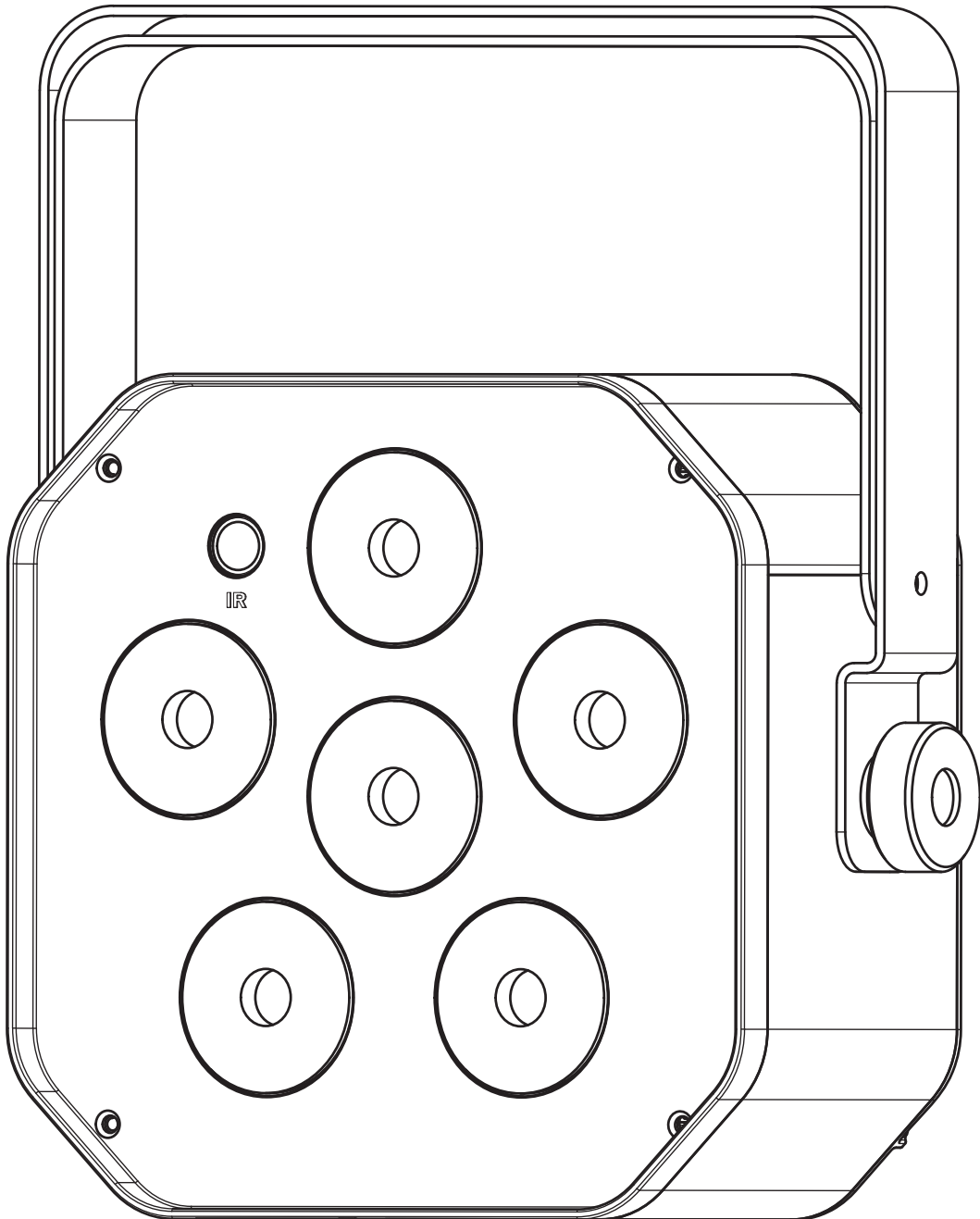


PAR Q6

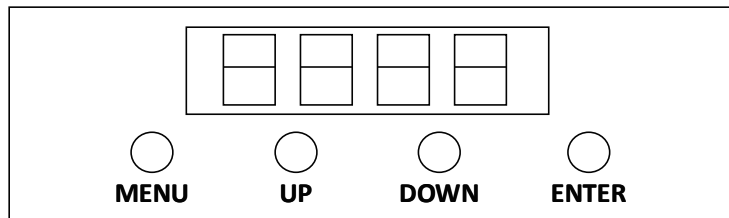


USER MANUAL

Please read the instruction carefully before using.

BUTTON OPERATION INSTRUCTIONS

BUTTON	FUNCTION
MENU	Exits from the current menu or function
ENTER	Enables the currently displayed menu or sets the currently selected value into the selected function
UP	Navigates upwards through the menu list and increases the numeric value when in a function
DOWN	Navigates downwards through the menu list and decreases the numeric value when in a function



MENU MAP

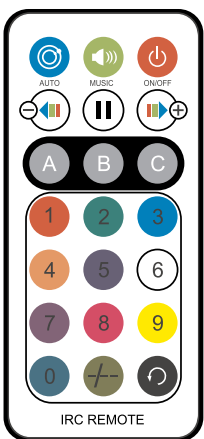
4CH	d001-d509	
8CH	d001-d505	
SLA	SLAVE	Enable Master/Slave mode
CLO	C1 – C15	
AUT	AUT1-AUT5	Automatic programs
	S001-S100	Program speed for P 1-5
DIM	L001-L255	Dimmer
Sou	Sou1- Sou5	Sound-active programs
	U0-u100	Sound sensitivity
MAN	R.000-R.255 (Brightness 0-100%PWM)	
	G.000-G.255 (Brightness 0-100%PWM)	

MAN	B.000-B.255 (Brightness 0-100%PWM)		
	A.000-A.255 (Brightness 0-100%PWM)		
	S.000-S.100 S.000 Always bright S.1-S99 (strobe slow to fast) S.100: Sound mode Strobe		
SYS	IR	ON	Remote Control Switch (Default ON)
		OFF	

Notice!

1. After pressing the key, you need to press the OK key to save. Otherwise, you will return to the original menu after 10 seconds;
2. 30 seconds without operation digital tube is turned off as a small dot;
3. Restore factory settings by powering on Menu+UP;

IR REMOTE CONTROL INSTRUCTIONS



BUTTON	FUNCTION
	On/off
	Auto mode: Repeated pressing switches programs from 1 - 5
	Sound control: Repeated pressing switches programs from 1 - 5
	Pause
	Decreasing speed in Auto mode
	Increasing speed in Auto mode
A B C	No function
0 - 9	Speed adjustment: 0 is lowest, 9 is highest speed
	Switches between Auto mode and Sound control
	No function

DMX Instructions

4CH			
1	Red	000-255	0~100%
2	Green	000-255	0~100%
3	Blue	000-255	0~100%
4	Amber	000-255	0~100%

8CH			
1	Red	000-255	0~100%
2	Green	000-255	0~100%
3	Blue	000-255	0~100%
4	Amber	000-255	0~100%
5	Strobe	000-015	No Function
		016-255	Strobe slow to fast
6	Programs	000-005	Black out
		006-055	P1/Snd1
		056-106	P2/Snd2
		107-157	P3/Snd3
		158-208	P4/Snd4
		209-255	P5/Snd5
7	Program speed	000-250	Slow to fast
		251-255	Sound program
8	Dimmer	000-255	0~100%

Notice!

CH1 to ch5 are valid when CH6 is 00-005.